



# Year 6 Parents' Information Evening

## June 23<sup>rd</sup> 2025





**WELCOME TO  
ST BENEDICT'S!**

# College Prayer

---

Almighty God,

We thank you for our school and our education,  
for our families and our friends.

Guide us to work together to build a strong community,  
and to pray and work for the Glory of Your Holy Name,  
that we may serve you and strive for excellence in all we do.  
We thank you for the gifts of faith, knowledge, understanding  
and friendship. Help us to grow in your wisdom and love,  
inspired by the life and teachings of Jesus Christ our Lord.

Amen.

St Benedict, Pray for us!



# Daily Timetable

Form	9:00 – 9:20
Period 1	9:20-10:20
Period 2	10:20-11:20
Break time	11:20-11:40
Period 3	11:40-12:40
Period 4	12:40-13:40
Lunch	13:40-14:25
Period 5	14:25-15:30

# Wednesday B Week

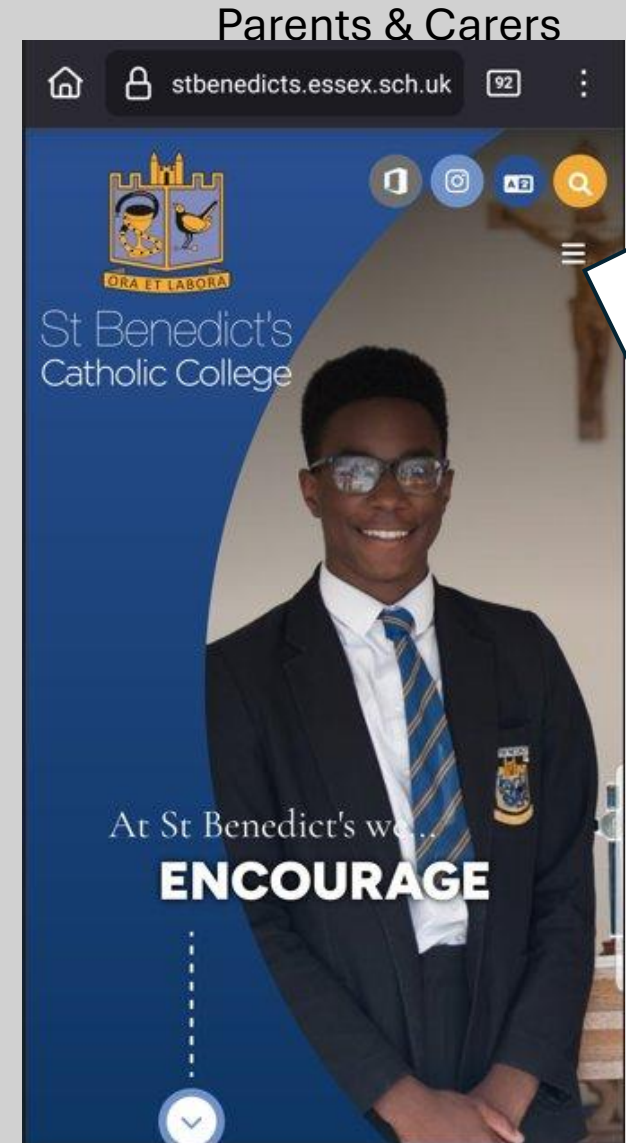
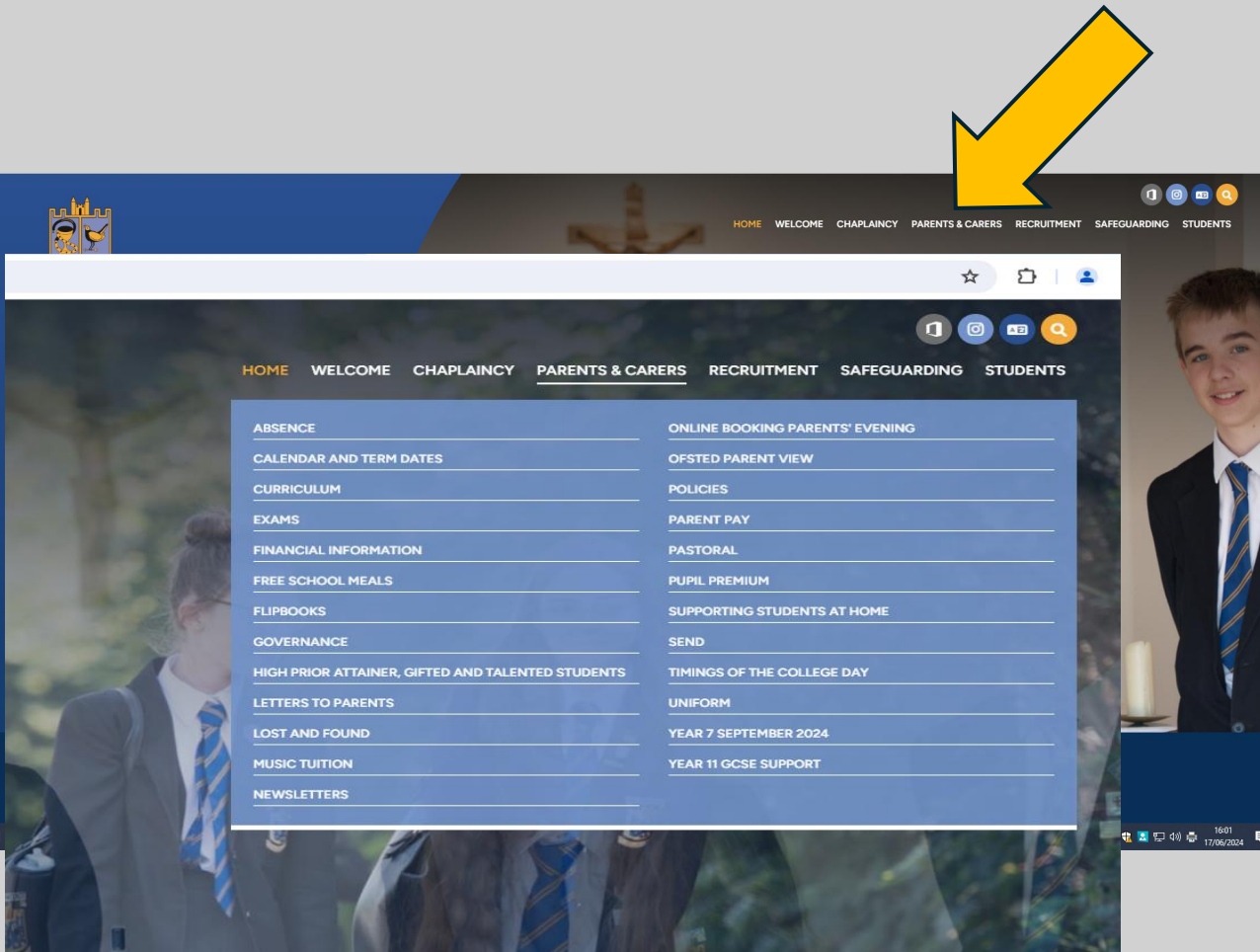
Form	9:00-9:10
PSHE	9:10-10:00
Period 1	10:00-10:50
Period 2	10:50-11:40
Break time	11:40-12:00
Period 3	12:00-12:50
Period 4	12:50-13:40
Lunch	13:40-14:25
Period 5	14:25-15:30

# Mass

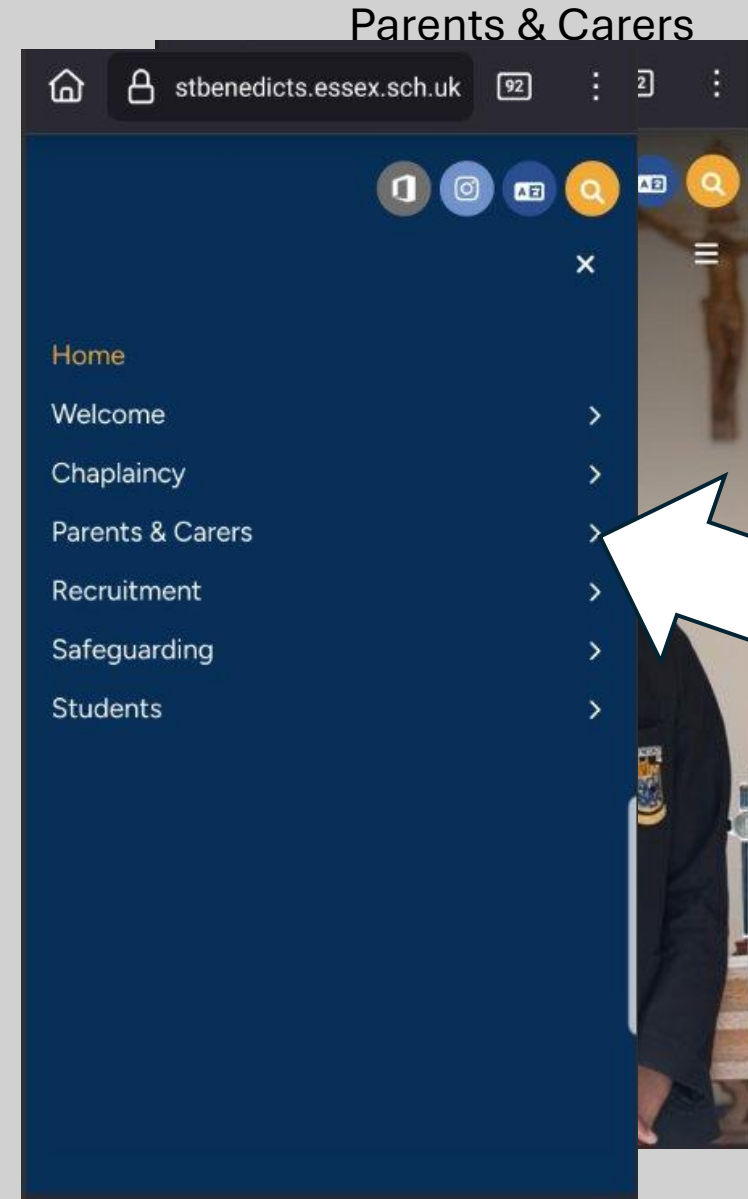
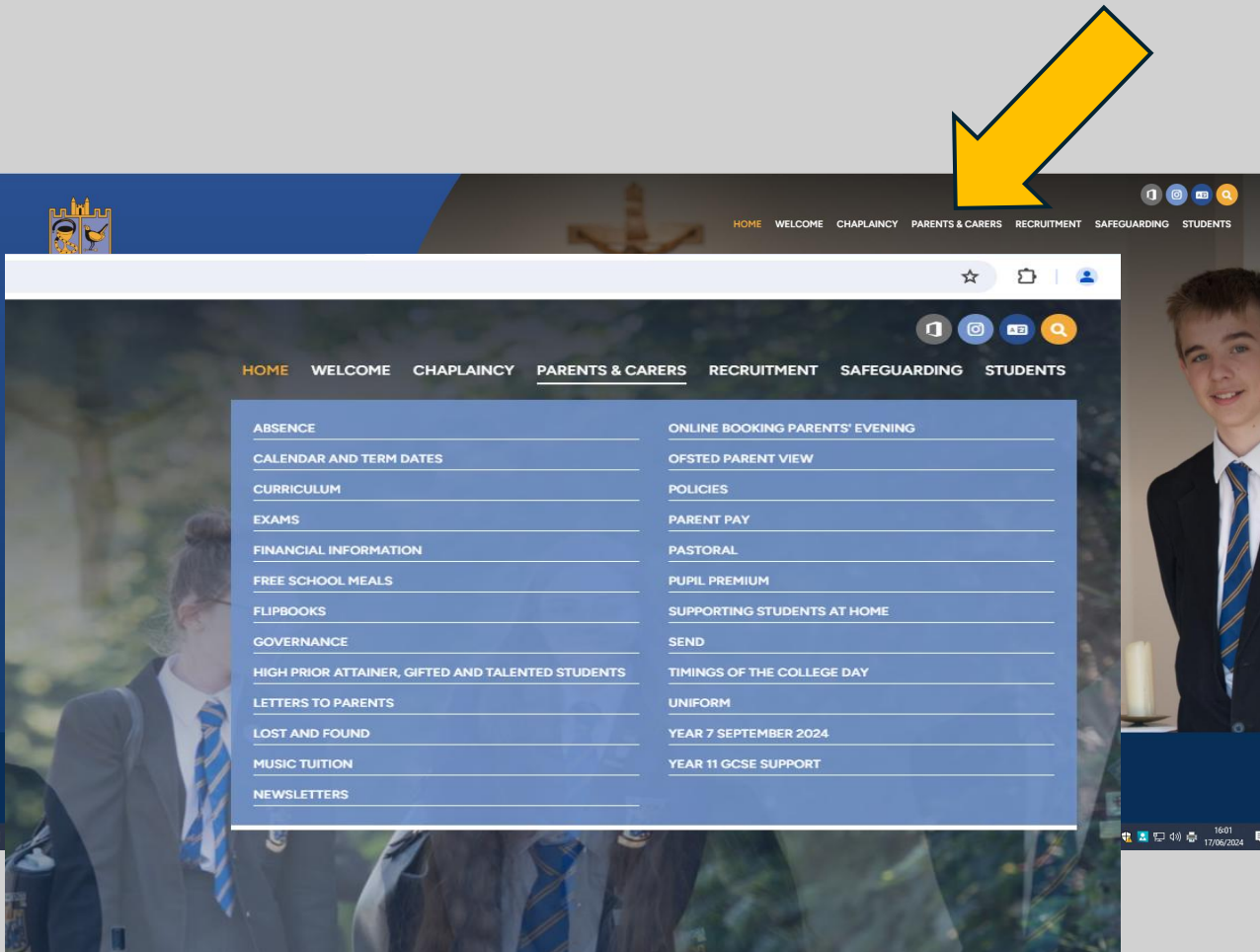
Form	9:00-9:10
Period 1	9:20-10:00
Mass	10:00-11:20
Break time	11:20-11:40
Period 3	11:40-12:40
Period 4	12:40-13:40
Lunch	13:40-14:25
Period 5	14:25-15:30



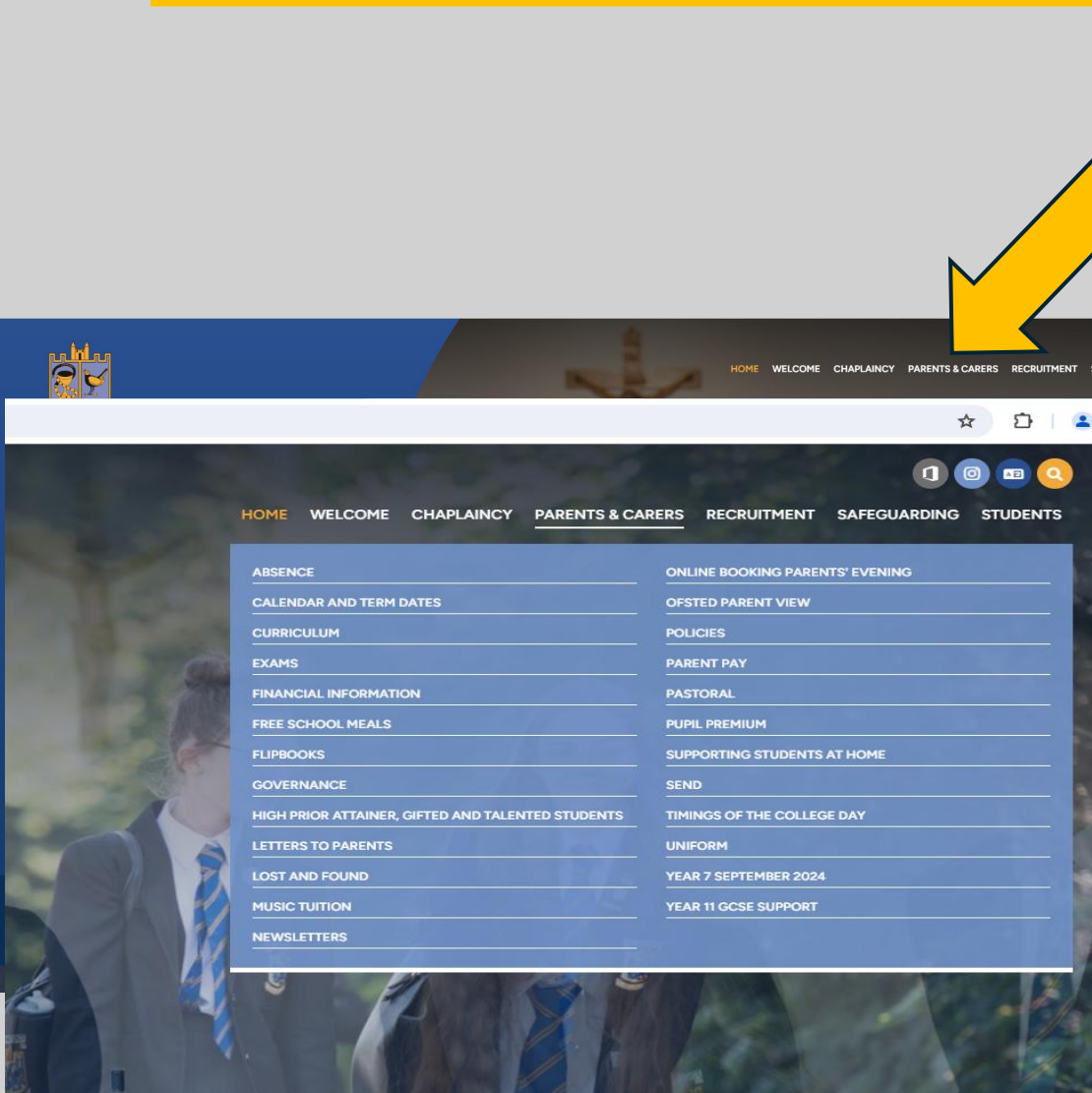
# Become familiar with the college website



# Become familiar with the college website

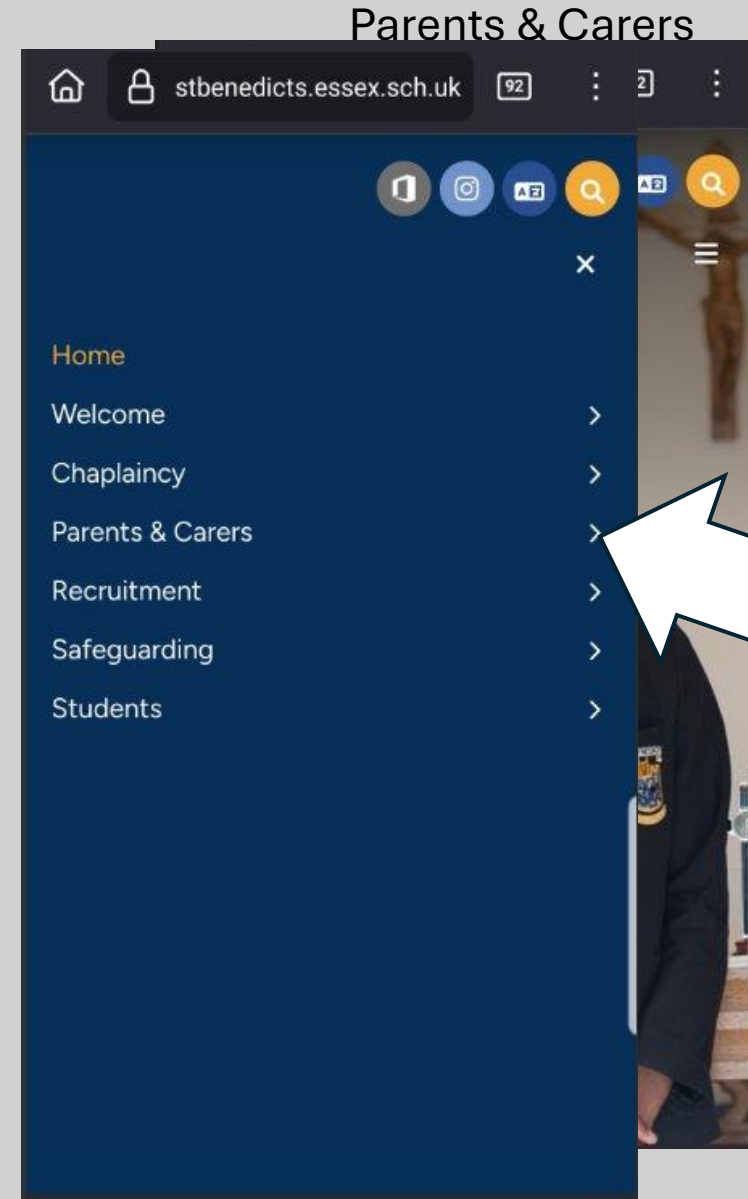
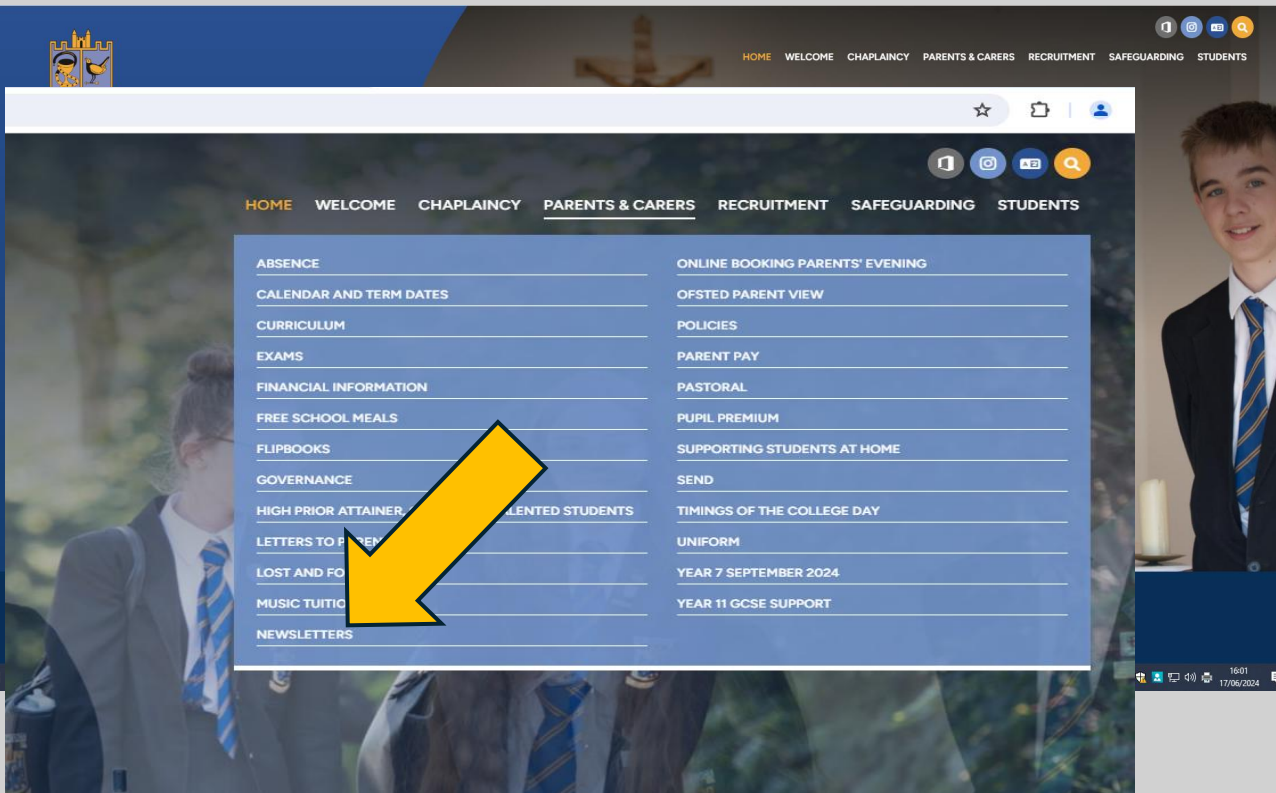


# Become familiar with the college website





# Become familiar with the college website





# Become familiar with the college website



YOU ARE HERE: HOME - PARENTS & CARERS - NEWSLETTERS

## NEWSLETTERS



### PARENTS & CARERS

[ABSENCE](#)

[ATTITUDE TO LEARNING](#)

[CALENDAR AND TERM DATES](#)

[COMMUNICATIONS HOME](#)

[CURRICULUM](#)

[EXAMS](#)

[FINANCIAL INFORMATION](#)

[FREE SCHOOL MEALS](#)

[FLIPBOOKS](#)

[GOVERNANCE](#)

[HIGH PRIOR ATTAINER, GIFTED AND T...](#)

[LOST AND FOUND](#)

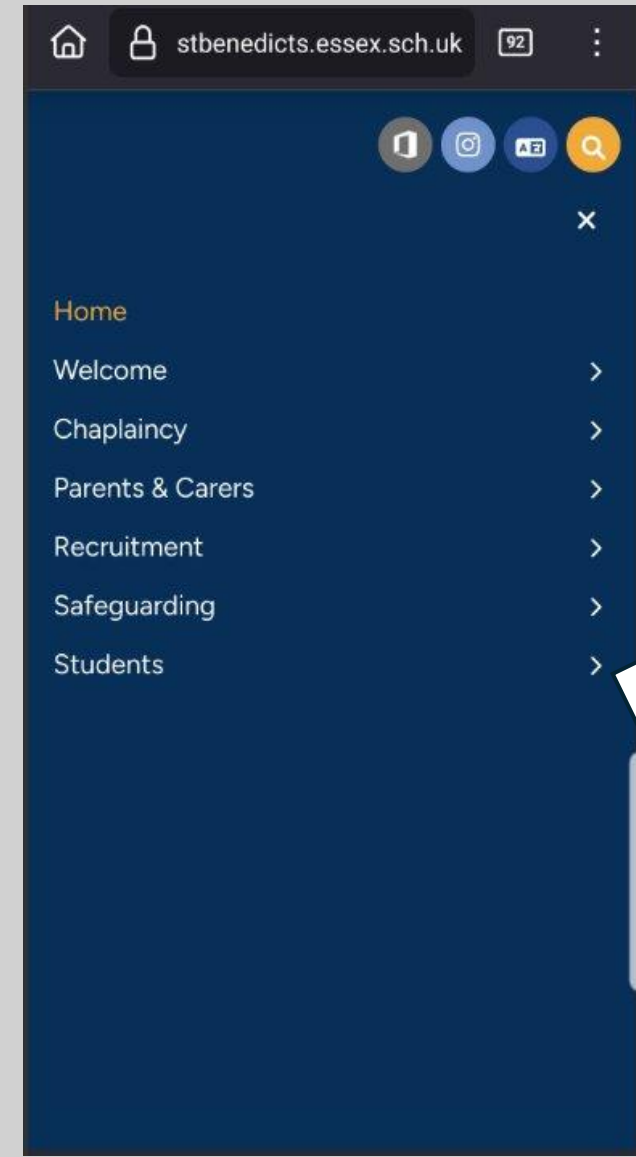
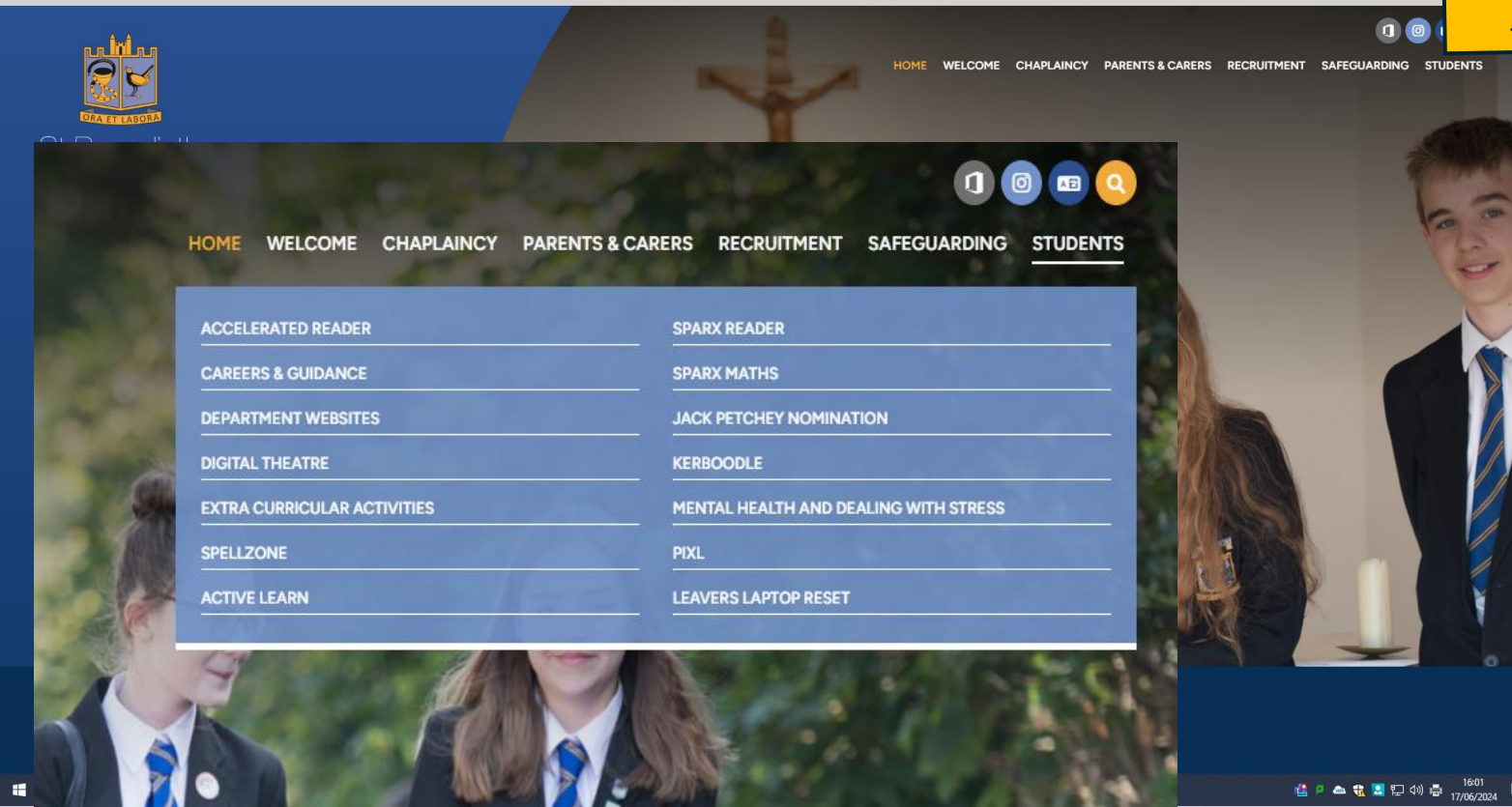
[MUSIC TUITION](#)

[NEWSLETTERS](#)

[ONLINE BOOKING PARENTS' EVENING](#)

# Become familiar with the college website

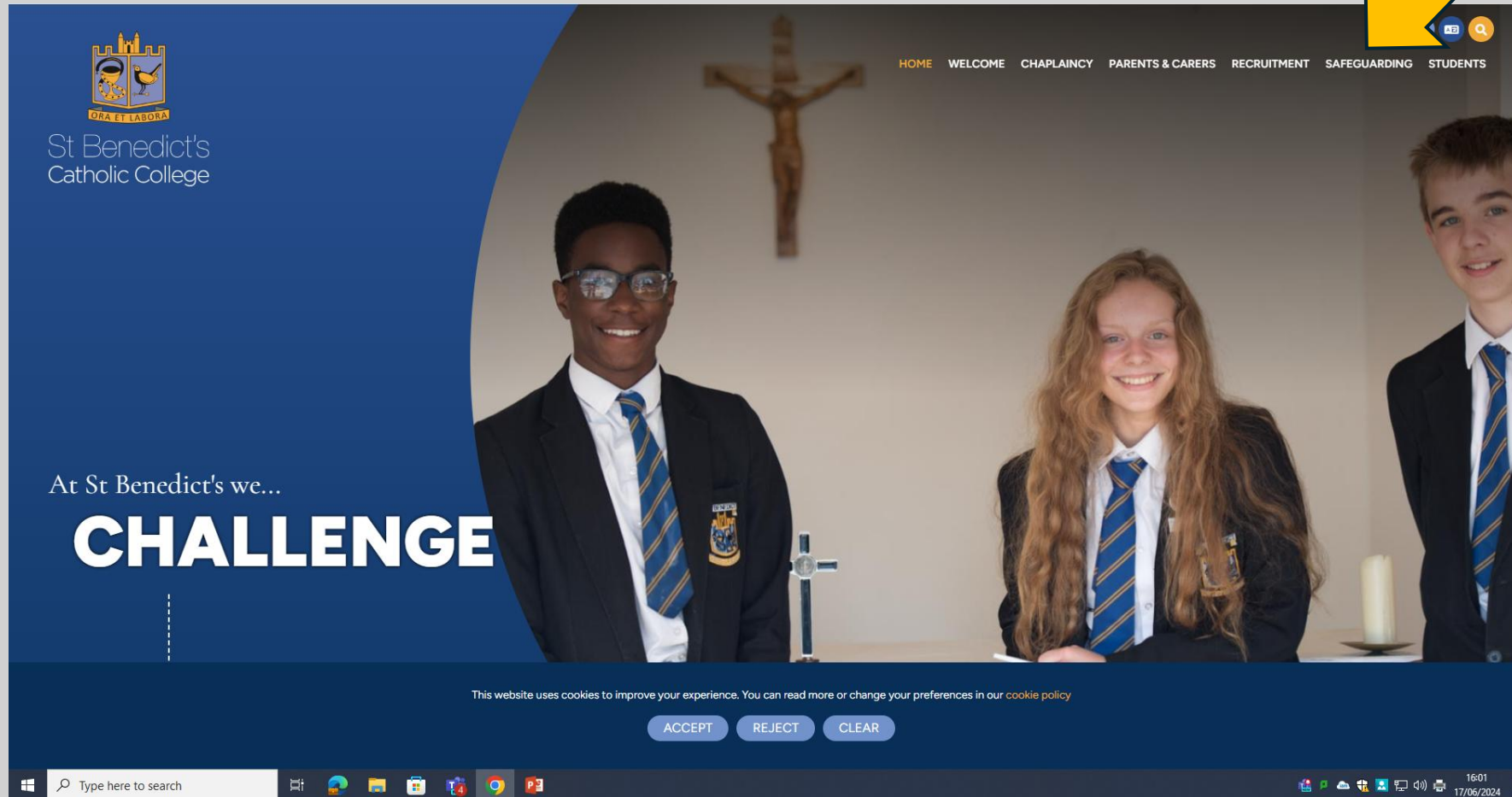
Students





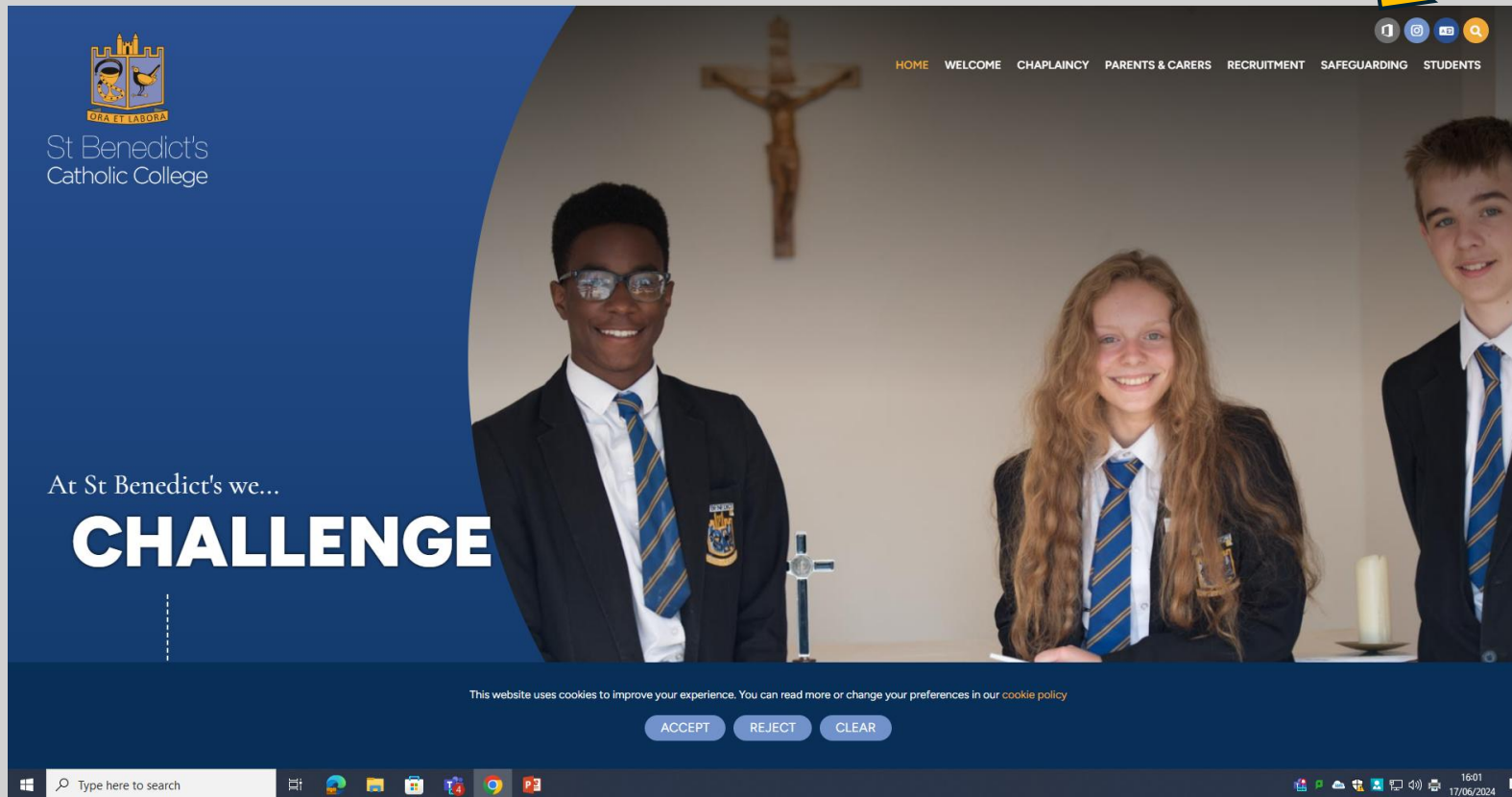
# Become familiar with the college website

Safeguarding Concerns



# Become familiar with the college website

Access Microsoft  
office through the  
college website

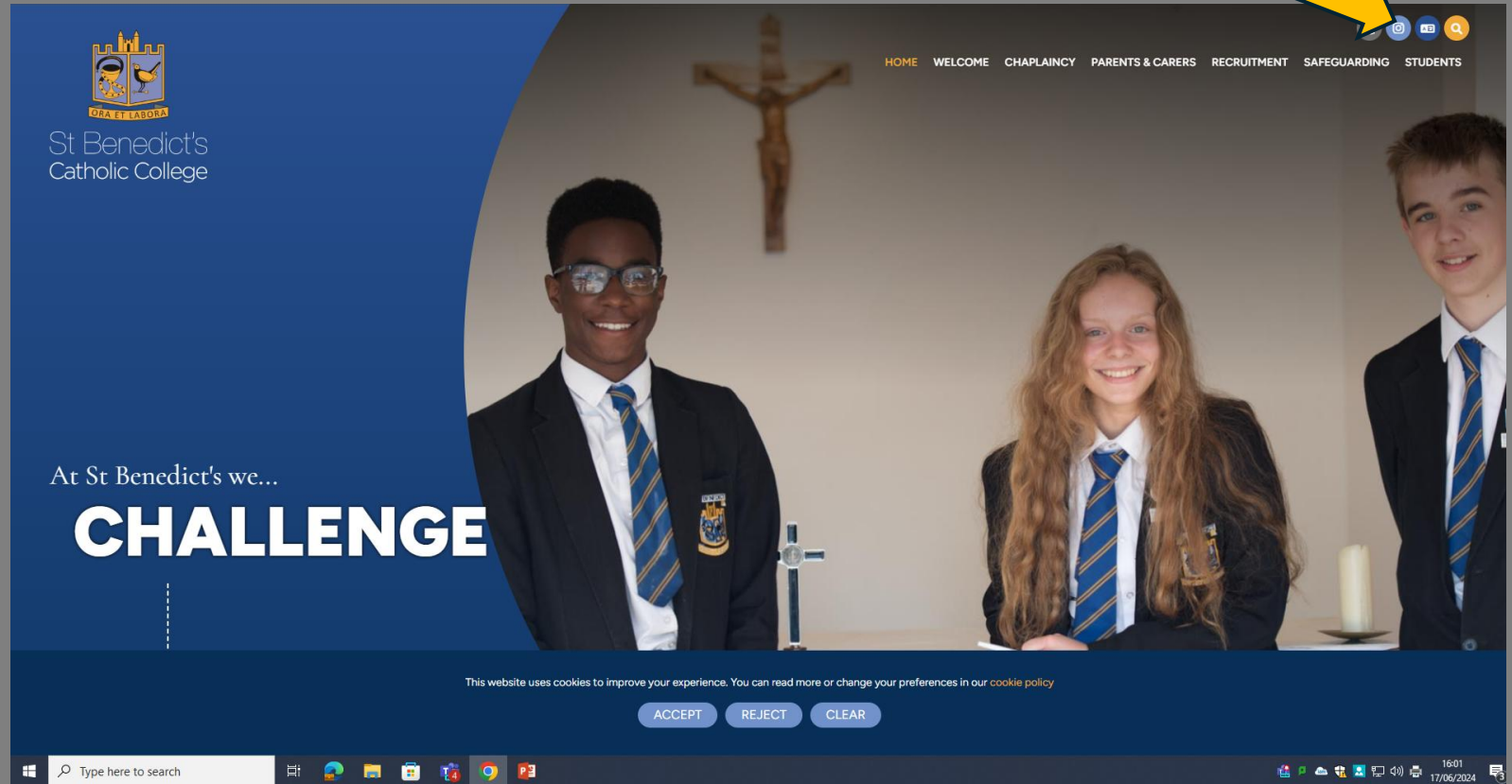




# Social Media

- Our college also has a Facebook page!

College Instagram



# Home-College Collaboration at St. Benedict's

In the second half of the Autumn Term, we will be observing the first parents' evening of the academic year. Before that you will have received your child's Attitude To Learning report and may have questions regarding this, questions that you are planning on asking your child's teachers in November

Parents evening at St Benedict's is a virtual one, that has been tailored to our college based on feedback received from parents in the consultation survey. Please click this [link](#) for a quick demonstration of the software.

Should you find that the time allocated is not sufficient or you feel that your concerns need to be addressed earlier than the above-mentioned date, please feel free to contact the college by email [admin@stbenedicts.essex.sch.uk](mailto:admin@stbenedicts.essex.sch.uk) or phone - 01206 549 222 and your query will be directed to the right person.

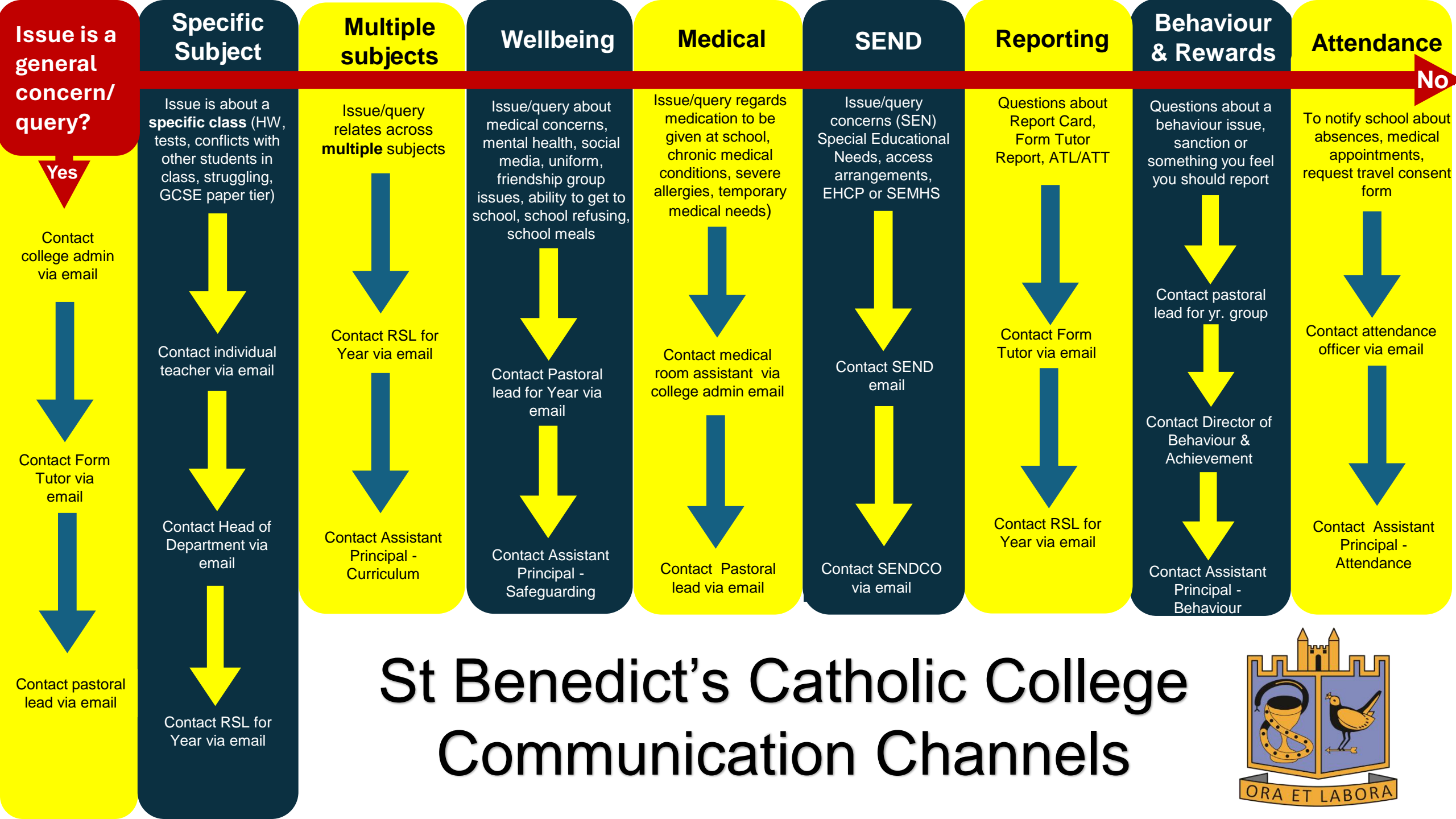
At St Benedict's we retain the sense of community and belonging via other face-to-face events rather than parents' evenings, to which all parents/carers are welcome. Events like Shining stars assembly, Open Evening, Family Mass, Presentation Evening, Science Fair, Carol Service, Jack Petchey speak out regional final, leavers mass, college drama productions- to name a few- are scheduled throughout the academic year and will be advertised via the different channels of communication used by the college.



# FREQUENTLY ASKED QUESTIONS

- Extracurricular clubs - How can my child get involved?
- College uniform - What do students wear?
- Personal belongings – Do students get lockers?
- Lunch - Practice the lunch pin number!
- Consequences and rewards policy
- Homework
- Mobile phones & Smart Watches
- Contacting staff







Rock School  
Textiles Club  
Jazz Band  
Ukulele Club  
Art Club  
Flamenco Drumming  
Musical Theatre Production  
Drama Club  
Pop choir  
Chamber Choir



After College Reading Club  
Home Learning Club  
Language Leaders  
Experts Computing  
Newbies Computing  
STE(A)M  
Dungeons and Dragons  
Favourite Fiction Club  
French Club  
Games Club  
Geography and Environment Club  
Music Theory Club  
Warhammer Club  
Brilliant Club  
Breakfast Book Club



Multigym  
Badminton  
Sports Fixture  
Table Tennis  
Netball  
Football  
Basketball  
Trampolining



Breakfast Club  
DofE  
Mindfulness  
Gardening Club  
Alpha Club  
Bible Study Club  
Brain Break Club  
Social Justice Club  
Polaris Prize Club



# GODSPELL







ThePhoto by PhotoAuthor is licensed under CCYYSA.



SHARP TIE  
TOP BUTTON DONE

BLAZERS ON

EN

SKIRTS UNROLLED

SHIRTS TUCKED IN

H  
A  
R  
P



ST. BEN'S  
SHARP







# COLLEGE BLAZERS & JUMPERS

#ALWAYSRESPECT  
#KINDNESSALWAYS

Our policy clearly states, *“All students must wear a black blazer with a college badge; to be worn at all times unless permission is given to remove it.”* The only exception to this rule is that *“Optional plain black V neck jumper, no logo can be worn under the blazer but not instead of.”*

Students cannot wear jumpers instead of blazers, and should not carry their blazer in their bag, waiting until questioned by staff before putting it on. This is waste of our staff’s time as there are no exceptions to this rule.

## CONSEQUENCES

1. Students who contravene this rule will have their jumper confiscated and returned to them at the end of the day along with an appropriate consequence (lunch detention).
2. If repeated, the consequence will be escalated (after-college detention) & the jumper will be confiscated and collected by a parent/carer from reception.





#ALWAYSRESPECT  
#KINDNESSALWAYS

# COATS/JACKETS/FLEECEES/HOODIES

Coats are permitted so long as they are in line with our agreed policy: *“A plain style in a single dark colour free of markings. No fashion jackets. Hooded sweatshirts/tops should not be brought into college.”*

Expensive, branded coats and hoodies (particularly popular brands like Mercier, North Face and Nike Tech fleeces which retail at £70-£110) contravene our policy and rules.

**THESE GARMENTS MUST NOT BE WORN IN COLLEGE.**

## CONSEQUENCES

1. Any coat or garment worn by a student that is not in line with our policy will be confiscated and returned at the of the day along with an appropriate consequence (lunch detention).
2. If repeated, the consequence will be escalated whereby the garment will be confiscated and must be collected by a parent/carers from college reception (after-college detention).





# NOSE STUDS AND HOOPED EARRINGS

Our policy clearly states, “Jewellery is not permitted apart from one small plain spherical gold or silver ear stud in the lobe of each ear. No other piercing studs or retainers are allowed. Claiming that a recent piercing may close without a stud or retainer is not an acceptable excuse.”

**UNDER NO CIRCUMSTANCES CAN ANY STUDENT WEAR A NOSE STUD/RETAINER OR HOOPED EARRINGS EITHER ARRIVING TO COLLEGE IN THE MORNING OR DURING BREAK AND LUNCH.**



4SAFETY



## CONSEQUENCES

1. Students who contravene this rule will have their stud/retainer confiscated and returned to them at the of the day along with an appropriate consequence (lunch detention).
2. If repeated, the consequence will be escalated (after-college detention) & the stud/retainer will be confiscated and collected by a parent/carer from reception.
3. If any student claims that it can't be removed or refuses to take it out, the students will be placed in internal isolation until the issue is resolved.





# NOSE STUDS AND HOOPED EARRINGS

Our policy clearly states, “Jewellery is not permitted apart from one small plain spherical gold or silver ear stud in the lobe of each ear. No other piercing studs or retainers are allowed. Claiming that a recent piercing may close without a stud or retainer is not an acceptable excuse.”

**UNDER NO CIRCUMSTANCES CAN ANY STUDENT WEAR A NOSE STUD/RETAINER OR HOOPED EARRINGS EITHER ARRIVING TO COLLEGE IN THE MORNING OR DURING BREAK AND LUNCH.**



4SAFETY



## CONSEQUENCES

1. Students who contravene this rule will have their stud/retainer confiscated and returned to them at the of the day along with an appropriate consequence (lunch detention).
2. If repeated, the consequence will be escalated (after-college detention) & the stud/retainer will be confiscated and collected by a parent/carer from reception.
3. If any student claims that it can't be removed or refuses to take it out, the students will be placed in internal isolation until the issue is resolved.



# SKIRTS & SOCKS & TIES

Our policy clearly states that skirts should come to the top of the knee. This is determined by the student standing upright. Skirts should not be rolled or pulled up high. Periodically check skirt length throughout the year as a student having a growth spurt can result in the skirt not meeting the uniform code.

Socks must be solid black. Knee socks must not be worn over the knee.

Ties must be sharp- not silly! A good guide is to have seven sets of stripes showing.

Students can receive uniform points if the uniform is not St Ben's Sharp!.



# ST. BEN'S SHARP



# WATER BOTTLES & PERSONAL ITEMS

Please do not buy your student an expensive water bottle. Water bottles get lost a LOT. A regular bottle that is refilled at our refill stations will suffice.



Students are allowed to have a bottle of water with them but are not allowed to have other beverages in the bottles. Drinks purchased at break and lunch should not be consumed in the classrooms. Fizzy drinks are not allowed at any time.

Put your student's name on EVERYTHING your student brings to school. All the blazers look alike, so it is important that your student's name is clearly written and identifiable.

Students can rent a locker to store personal items in while at school.







# Lunch & Break




Students are allowed to bring food from home to eat at Break and Lunch each day. For health and safety reasons, there is no facility for students to reheat food brought from home.

Students may also purchase food from the dining hall. You may put money in your child's account via ParentPay. Through ParentPay, you can monitor your child's purchases, set dietary requirements, give information about allergies and set spending limits.

Each account is allowed an overdraft of £2.50 to help ensure that students can have food when an account hasn't been topped up but once this overdraft facility has been used – the £2.50 is deducted from the new balance.

When your child receives a six digit pin number, please support your child in learning the six digits off by heart as this can cause considerable delays. Year 7s will have early break and lunch the first week of school so they have extra time to learn how to select and purchase food.



## Celebrating Learning!

- Each lesson, a Learning Champion is chosen from the class. This is someone who displayed a great Attitude to Learning, was prepared for class, worked independently and completed assignments.
- Learning Champion tickets can be placed in the Weekly, Half-Term or Term drawings to win prizes!



# BEHAVIOUR MONITORING



The platform used at St Benedict's for Behaviour Monitoring & HW is ClassCharts. Students can track their Achievement Points, Behaviour Points, attendance and homework. As a parent, you will receive your own access code so that you can check frequently to see how your student is doing in school.

Our behaviour management system consists of three levels:

C1- **Verbal Warning**; student is told what behaviour to correct; no behaviour points

C2- **Warning & Behaviour Point**. If the student does not correct the behaviour after the verbal warning, if the student argues about it or the student misbehaves again, the student will receive a C2, and a Behaviour Point.

C3- **Removed from Lesson & 2 Behaviour Points**.- If the student argues about the C2 or gets in trouble a third time, the student will be required to leave the lesson and go to Sanctuary. The parent / carer will be called, and the student will have an after school detention. The 2 Behaviour Points will be logged.



# On-Line Learning Platforms



Sparx  
Reader

Sparx  
Maths

Sparx  
Science

***Learning Beyond the Classroom***





# Mobile Phones



Mobile phones **MUST** be turned off and placed in the student's school bag before entering the school gates. Students are not allowed to take out, turn on or use their phones until they leave through the school gates at the end of the day.

If a staff member sees or hears a student's mobile phone, the phone will be confiscated. The confiscated phone will be locked up in Sanctuary, and the incident logged in Class Charts.

Repeated violations will result in the student losing the privilege of carrying their phone in their bag. The student may be required to turn the phone in to their Pastoral lead each morning, and retrieve it at the end of the day.



# Required Equipment

**There is certain equipment that students must have with them on a daily basis:**

**Blue / black pen**

**Red pen**

**Highlighter**

**Calculator**

**Ruler**

**Student Planner**

**Reading book**

**Protractor & Compass**

**Additionally, PE kit must be brought in on assigned PE days. The PE kit should contain:**

**white socks**

**trainers**

**St Ben's PE shorts**

**St Ben's PE shirt**

**Students will receive negative points if they are missing items.**





# Who do I contact?

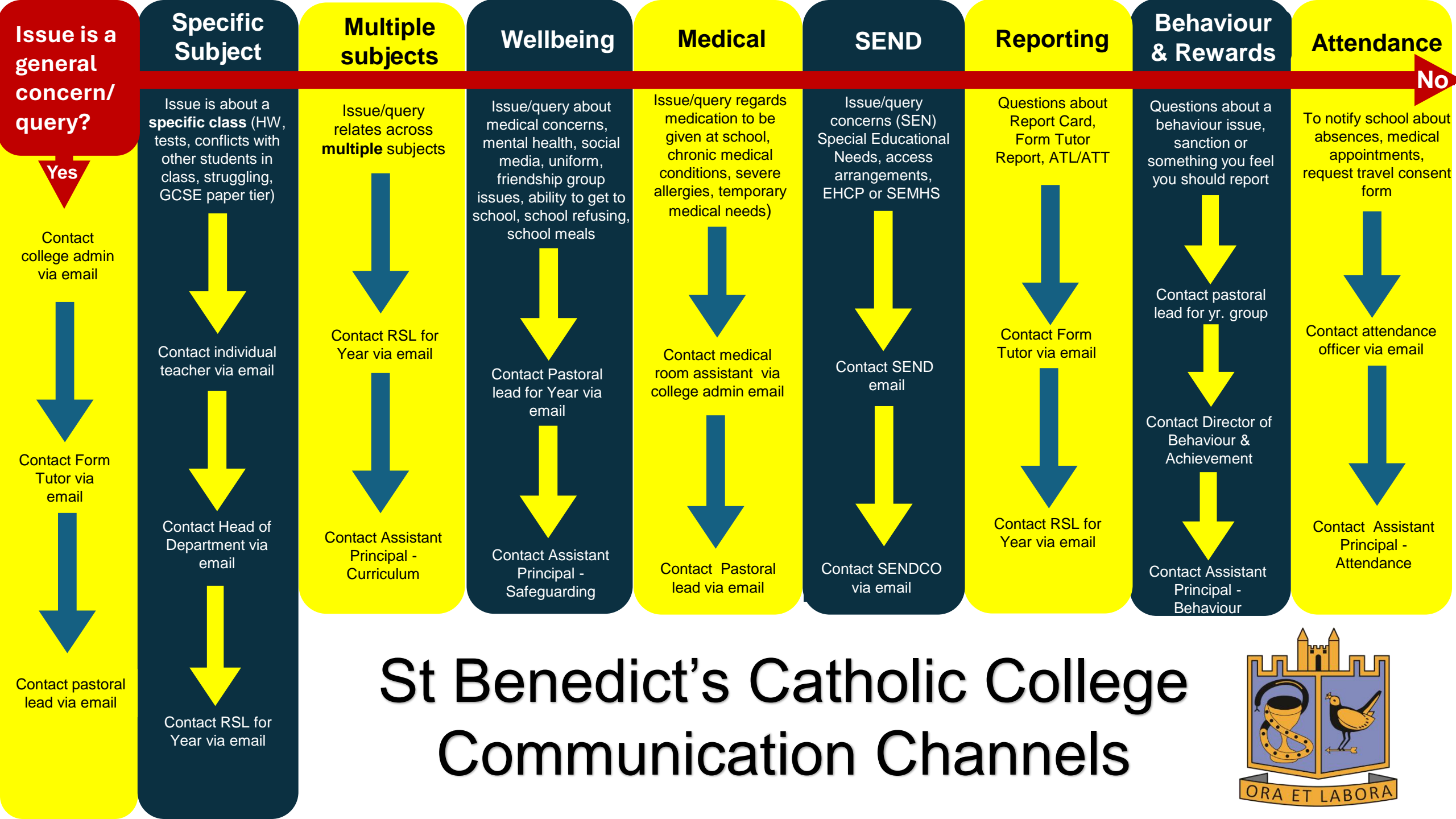
**General questions:** Start with your student's Form tutor

**SEN questions:** Contact our SEN Department

**Problems in a particular class:** Start by contacting the teacher of that class. You could also contact the Head of Department for further assistance if needed.

**General Academic questions:** Contact the RSL for your student's year group.

**Behaviour, Emotional Support , Friendship Group issues, Non-Academic Problems:** Contact your child's Pastoral Lead.





Do you have further questions?





